




Possibilities Are Infinite



Date: May 30, 2026

To,
The Department of Corporate Services,
The BSE Ltd., 1st Floor,
Phiroze Jeejeebhoy Towers,
Dalal Street, Mumbai – 400 001,
Maharashtra, India

Script Code No: 507962

Sub: Newspaper Publication of Audited Financial Result for the Quarter and year Ended 31st March 2026.

Dear Sir/Madam,

Pursuant to Regulation 30 and 47 of SEBI (Listing Obligations and Disclosure Requirements) Regulations, 2015, We submit herewith the newspaper advertisement of Audited Financial Results for the Quarter and year ended 31st March, 2026 of Fynx Capital Limited (Rajath Finance Limited) ("**Company**") published in The Free Press Journal and Navshakti newspaper on May 30, 2026.

Please take the same on your records.

Yours faithfully,
FYNX CAPITAL LIMITED
(Formerly Known as Rajath Finance Limited)



AKASH HIRENBHAI BHEDA
COMPANY SECRETARY & COMPLIANCE OFFICER

FynX Capital Limited

Formerly known as Rajath Finance Limited

1001, 10th floor, K.P Aurum Building, Marol Maroshi Road, Andheri (E), Mumbai – 400059


Phone: +91 86559 00272 Email: compliance@fynxcapital.com Web: www.fynxcapital.com (CIN: L65910MH1984PLC419700)

RUCHI INFRASTRUCTURE LIMITED											
CIN: L65990MH1984PLC033878											
Regd. Office: 706, Tulsiani Chambers, Nariman Point, Mumbai-400021											
Extract of Audited Statement of Standalone and Consolidated Financial Results for the quarter and year ended 31st March, 2026											
(Rs. in Lakhs except EPS)											
Sr. No.	Particulars	STANDALONE					CONSOLIDATED				
		Quarter Ended		Year Ended			Quarter Ended		Year Ended		
		31.03.2026 Audited	31.12.2025 Reviewed	31.03.2025 Audited	31.03.2026 Audited	31.03.2025 Audited	31.03.2026 Audited	31.12.2025 Reviewed	31.03.2025 Audited	31.03.2026 Audited	31.03.2025 Audited
1	Total Income from Operations	1,059	1,043	977	4,262	3,948	1,492	1,374	1,424	6,118	5,836
2	Net Profit/(Loss) for the period (before Tax, Exceptional and/or Extraordinary items#)	(312)	108	157	703	399	(66)	(12)	112	1,064	386
3	Net Profit/(Loss) for the period before tax (after Exceptional and/or Extraordinary items#)	(312)	108	157	703	399	(66)	(12)	112	1,064	386
4	Net Profit/(Loss) for the period after tax (after Exceptional and/or Extraordinary items#)	(212)	82	139	655	183	47	(47)	96	1,000	168
5	Total Comprehensive Income for the period [Comprising Profit/(Loss) for the period (after tax) and Other Comprehensive Income (after tax)]	(218)	85	139	646	178	40	(41)	96	991	162
6	Equity Share Capital	2,360	2,360	2,360	2,360	2,360	2,360	2,360	2,360	2,360	2,360
7	Other Equity				18,735	18,089				18,492	17,500
8	Earnings Per Share (of Re. 1/- each) (for continuing and discontinued operations)-										
	Before Exceptional Items										
	Basic :	(0.12)	-	0.03	0.14	(0.06)	(0.02)	(0.05)	0.01	0.32	(0.07)
	Diluted:	(0.12)	-	0.03	0.14	(0.06)	(0.02)	(0.05)	0.01	0.32	(0.07)
	After Exceptional Items										
	Basic :	(0.12)	-	0.03	0.14	(0.06)	(0.02)	(0.05)	0.01	0.32	(0.07)
	Diluted:	(0.12)	-	0.03	0.14	(0.06)	(0.02)	(0.05)	0.01	0.32	(0.07)

Note: a) The above is an extract of the detailed format of Annual Financial Results filed with the Stock Exchanges under Regulation 33 of the SEBI (Listing and Other Disclosure Requirements) Regulations, 2015. The full format of the Quarterly/Annual Financial Results are available on the website of the Company - www.ruchiinfrastructure.com and on the Stock Exchange websites www.bseindia.com and www.nseindia.com.


b) The results can be accessed by scanning the QR code provided:

c) #-Exceptional and/or Extraordinary items adjusted in the Statement of Profit and Loss in accordance with Ind-AS Rules/AS Rules.



For and on behalf of the Board of Directors
Sd/-
Managing Director

Place: Indore
Date: 28-05-2026



KABRA EXTRUSIONTECHNIK LIMITED											
Registered Office : Fortune Terraces, 10 th Floor, B Wing, Opp. Citi Mall, Link Road, Andheri (West), Mumbai - 400053, Maharashtra, India. CIN : L28900MH1982PLC028535 Tel: +91-22-26734822 / 23 Fax No: +91-22-26735041 Email: ket_sd@kolsitegroup.com Website: www.kolsite.com											
STANDALONE AND CONSOLIDATED AUDITED FINANCIAL RESULTS FOR THE QUARTER AND YEAR ENDED 31ST MARCH 2026 (₹ in lakhs)											
Sr. No.	Particulars	STANDALONE					CONSOLIDATED				
		Quarter Ended		Year ended			Quarter Ended		Year ended		
		31-Mar-26 Audited	31-Dec-25 Unaudited	31-Mar-25 Audited	31-Mar-26 Audited	31-Mar-25 Audited	31-Mar-26 Audited	31-Dec-25 Unaudited	31-Mar-25 Audited	31-Mar-26 Audited	31-Mar-25 Audited
1.	Total income from Operations	12,014.50	11,034.11	13,953.50	45,099.83	47,684.69	12,014.50	11,033.71	13,953.56	45,105.06	47,684.75
2.	Net Profit / (Loss) for the period (before Tax, Share in Profit/(Loss) of JVs/Associates, Exceptional and/or Extraordinary items)	998.92	(729.37)	1,298.17	(399.09)	3,343.27	902.56	(817.86)	(753.30)	3,077.78	3,077.78
3.	Net Profit / (Loss) for the period before Tax	974.80	(729.37)	1,298.17	(423.21)	4,192.25	876.78	(817.42)	1,176.47	(778.04)	3,981.22
4.	Net Profit / (Loss) for the period after Tax	786.53	(443.26)	1,198.97	(244.28)	3,387.20	689.52	(498.14)	1,082.65	(536.59)	3,220.21
5.	Total Comprehensive Income for the period [Comprising Profit / (Loss) for the period (after tax) and Other Comprehensive Income (after tax)]	396.81	(741.76)	390.50	(923.27)	2,722.02	299.79	(796.63)	274.17	(1,215.59)	2,555.03
6.	Equity Share Capital	1,748.64	1,748.64	1,748.64	1,748.64	1,748.64	1,748.64	1,748.64	1,748.64	1,748.64	1,748.64
7.	Other Equity										
8.	Earnings Per Share (Face value of Rs. 5/- each) (Basic & Diluted) - not annualised - ₹ per share										
1. Basic		2.25	(1.27)	3.43	(0.70)	9.69	1.97	(1.42)	3.10	(1.53)	9.21
2. Diluted		2.25	(1.27)	3.43	(0.70)	9.69	1.97	(1.42)	3.10	(1.53)	9.21

Notes :

1) The above financial results of the company were reviewed by the Audit Committee on May 28, 2026 and were thereafter approved by the Board at its meeting held on May 28, 2026.

2) Company operates in two business segments i) Extrusion Machinery ii) Battery Division.

3) The Consolidated Financial results of Kabra Extrusiontechnik Limited consist of Kabra Extrusiontechnik Limited ("The Company") and its subsidiaries and jointly controlled entities as mentioned below:-

- Varos Technology Private Limited & Kabra Energy Private Limited (Wholly Owned Subsidiaries)

- Kabra Mecanor Belling Technik Private Limited (Joint Venture) & Penta Auto feeding India Limited (Joint Venture) upto February 5th, 2025


4) The company has sold its entire stake in Penta Auto Feeding India Limited (Joint venture) in February 2025. The gain on the sale of investment is shown as an Exceptional items for the year ended March 2025

5) The Government of India has consolidated 29 existing labour legislations into a unified framework comprising four labour codes viz the Code on Wages, 2019, the Code on Social Security, 2020, the Industrial Relations Code, 2020, and the Occupational Safety, Health and Working Conditions Code, 2020 (collectively referred to as the "Codes"). The Codes have been made effective from November 21, 2025. The Ministry of Labour & Employment published draft Central Rules and FAQs to enable assessment of the financial impact due to changes in regulations. The Company continues to monitor the finalisation of Central / State Rules and clarifications from the Government on other aspects of the Labour Code and impact of these if any, will be evaluated and accounted for in accordance with applicable Indian Accounting Standards in the period in which they are notified.

6) The figures for the quarter ended March 31, 2026 are balancing figures between audited figures in respect of full financial year ended 31st March 2026 and the published year to date figures up to the third quarter ended December 31, 2025 which were subjected to "Limited Review" by the Statutory Auditors of the Company

7) Figures for previous periods have been regrouped/ reclassified wherever necessary.

For and on behalf of the Board of
KABRA EXTRUSIONTECHNIK LIMITED
Sd/-
Anand Kabra
Chairman and
Managing Director
DIN: 00016010
Place: Mumbai,
Date : 28-05-2026



SHIKHAR LEASING AND TRADING LIMITED.					
REGD. OFFICE:- 1301, 13TH FLOOR, TOWER -B , PENINSULA BUSINESS PARK, SENAPATI BAPAT MARG, LOWER PAREL (W) MUMBAI 400 013 Tel. : 022-3003 6565 CIN No. :- U51900MH1984PLC034709 E Mail : info.roc7412@gmail.com					
(₹. in Lakhs)					
Statement of Standalone Audited Financial Results for the quarter/ year ended on 31/03/2026					
Particulars	Three months ended on (31/03/2026)	Three months ended on (31/03/2025)	Year Ended (31/03/2026)	Year Ended (31/03/2025)	
(Refer Notes Below)	(Audited)	(Audited)	(Audited)	(Audited)	
1 Total Income from continuing operations (net)	23.62	19.30	93.97	80.35	
2 Net Profit / (Loss) for the period (before Tax, Exceptional and/or Extraordinary Items)	(37.92)	(2.14)	(15.99)	22.62	
3 Net Profit / (Loss) for the period (before Tax) after Exceptional and/or Extraordinary Items	(37.92)	(2.14)	(15.99)	22.62	
4 Net Profit / (Loss) for the period (after Tax) after Exceptional and/or Extraordinary Items	(32.74)	(0.93)	(10.24)	13.93	
5 Total Comprehensive Income for the period (comprising Profit/(Loss) for the period (after tax) and other comprehensive income (after tax)	(33.49)	(0.93)	(10.99)	13.93	
6 Equity Share Capital (Face Value of the Share Rs 10/- Each)	127.73	127.73	127.73	127.73	
7 Reserve excluding Revaluation Reserves as per balance sheet of previous accounting year	-	-	593.52	604.51	
8 Net worth	721.24	732.23	721.24	732.23	
9 Total Borrowings	179.72	138.96	179.72	138.96	
10 Debt-Equity Ratio	0.25	0.19	0.25	0.19	
11 Earnings per share (of Rs. 10 /- each) (For continuing and discontinued operations)					
(a) Basic	(2.62)	(0.07)	(0.86)	1.09	
(b) Diluted	(2.62)	(0.07)	(0.86)	1.09	

NOTE:-

1) The above is an extract of detailed format for the quarter/year ended 31.03.2026 filed with Stock Exchange under regulation - 33 of the SEBI (Listing and Other Disclosure Requirements) Regulations, 2015. The full format of the Quarterly/Annual Financial Results is available on the Stock Exchange website www.bseindia.com and on the company's website, www.shikharleasingandtrading.in



FOR SHIKHAR LEASING & TRADING LIMITED
sd/-
VIPUL POPATLAL CHHEDA
WHOLETIME DIRECTOR
DIN No. 00297838

PLACE : MUMBAI
DATED: 29th May, 2026




OLYMPIC MANAGEMENT & FINANCIAL SERVICES LTD					
Regd. Office: 42, Gopal Bhawan, 199, Princess Street, Mumbai 400002 E-mail:- info@corporatementors.in, www.corporatementors.in CIN No. L65990MH1984PLC033825					
EXTRACT OF STANDALONE AUDITED FINANCIAL RESULTS FOR THE QUARTER AND YEAR ENDED 31st MARCH, 2026					
(Rs. In Lakhs except EPS)					
Particulars	Quarter Ended		Year Ended		
	31-03-2026	31-12-2025	31-03-2025	31-03-2026	31-03-2025
	(Audited)	(Unaudited)	(Audited)	(Audited)	(Audited)
Total Income from operations (net)	4.50	4.69	0.89	12.85	5.15
Other Income	0.95	1.10	0.89	5.48	9.00
Net Profit / (Loss) for the period before tax, Exceptional and / or Extra Ordinary Items	(0.61)	1.48	(7.30)	(2.98)	(37.29)
Net Profit / (Loss) for the period before tax, (after Exceptional and / or Extra Ordinary Items)	(9.43)	1.48	(8.72)	(14.99)	(45.29)
Net Profit / (Loss) for the period after tax (after Extraordinary and / or Extra Ordinary Items)	(8.88)	1.48	(8.83)	(14.44)	(45.40)
Total comprehensive income for the period (comprising profit/ loss for the period (after Tax) and other comprehensive income (after Tax)	(8.88)	1.48	(8.83)	(14.44)	(45.40)
Equity Share Capital	300.66	300.66	300.66	300.66	300.66
Earnings Per Share (before extraordinary items) (of Rs. 10/- each)					
a) Basic:					
b) Diluted:	(0.30)	0.05	(0.29)	(0.48)	(1.51)
Earnings Per Share (after extraordinary items) (of Rs. 10/- each)					
a) Basic:					
b) Diluted:	(0.30)	0.05	(0.29)	(0.48)	(1.51)

Note:


(1) The above is an extract of the detailed format of financial result for the quarter and year ended 31st March, 2026 filed with stock exchange under Regulation 33 of SEBI (listing Obligations and Disclosure Requirements) Regulation, 2015. The full format of the Financial Results for the quarter and year ended 31st March, 2026 is available on the stock exchange websites (www.bseindia.com and company's websites (http://corporatementors.in/).


(2) The above results have been Audited by the Statutory Auditor of the Company and recommended by the Audit Committee and Approved by the Board of Directors at their Meeting held on 28th May 2026



By Order of the Board
For Olympic Management & Financial Services Limited
Sd/-
S N Agrawal
Wholetime- Director

Place: - Mumbai
Date: - 29.05.2026



NEW ERA ALKALOIDS AND EXPORTS LIMITED											
Statement of Audited Financial Results for the Quarter and Year Ended 31.03.2026											
											
The Board of Directors of the company, at their meeting held on 29th May 2026 approved the Audited Standalone Financial Results of the Company for the quarter and year ended on March 31, 2026.											
The results along with the Limited Review Report have been posted on the company's website www.neweraltd.com as well as on the website of MSEI Limited www.msei.in . The results can also be accessed by scanning the QR code.											
BY ORDER OF THE BOARD FOR NEW ERA ALKALOIDS AND EXPORTS LIMITED Sd/- RAVINDRA POKHARNA Managing Director DIN: 01121333											
Place: Raipur Date: 29.05.2026											
Note: Above information is in accordance with Reg. 33 read with Reg. 47(1) of SEBI (LODR) Regulations 2015.											

FYNX CAPITAL LIMITED											
CIN: L65910MH1984PLC419700											
Office Address - 1001 K P Aarum, Marol Maroshi Road, Andheri (E), Mumbai, Maharashtra - 400059 E-Mail: compliance@fynxcapital.com www.fynxcapital.com Contact: +91 8655900272/75											
Extract of Audited Standalone Financial Results for the Quarter and Financial Year ended 31st March, 2026											
(Rs in Lakhs)											
Sr. No.	Particulars	Quarter ended			Year ended						
		3 months ended (31/03/2026)	Preceding 3 months ended (31/12/2025)	Corresponding 3 months ended in the previous year (31/03/2025)	(31/03/2026)	Corresponding (31/03/2025)					
		(Audited)	(Unaudited)	(Audited)	(Audited)	(Audited)					
1.	Total Income from Operations	249.43	157.30	8.81	550.17	24.74					
2.	Net Profit/(Loss) for the period (before Tax, Exceptional and/or Extraordinary items#)	(143.86)	(69.67)	(79.68)	(339.14)	(240.21)					
3.	Net Profit/(Loss) for the period before tax (after Exceptional and/or Extraordinary items#)	(197.41)	(89.27)	(80.20)	(413.20)	(243.15)					
4.	Net Profit/(Loss) for the period after tax (after Exceptional and/or Extraordinary items#)	(132.69)	(81.80)	(92.80)	(337.89)	(249.11)					
5.	Total Comprehensive Income for the period [Comprising Profit/(Loss) for the period (after tax) and other comprehensive income (after tax)]	(124.41)	(81.80)	(89.27)	(329.61)	(249.11)					
6.	Equity Share Capital	2,000.00	2,000.00	2,000.00	2,000.00	2,000.00					
7.	Reserves (excluding Revaluation Reserve) as shown in the Audited Balance Sheet of the previous year	(412.36)	(287.95)	(82.75)	(412.36)	(82.75)					
8.	Earnings Per Share (of Re.1 /- each) (for continuing and discontinued operations) - (Restated)										
1. Basic		(0.07)	(0.04)	(0.05)	(0.17)	(0.12)					
2. Diluted		(0.07)	(0.04)	(0.05)	(0.17)	(0.12)					

Note:

1. The above financial results have been reviewed by the Audit Committee and approved by the Board of Directors of the Company at their respective meetings held on 28/05/2026

मुंबई, शनिवार, ३० मे २०२६

फॉर्म क्र. १४
(नियम ३३(१४))
रवि. ए.डी./स्वीड पोस्ट, चिकिटकीये, वस्ती द्वारे
क्राव वसुली न्यायधिकरण क्र. २

मुंबई येथे
वित्त मंत्रालय, भारत सरकार
तिसरा मजला, एमटीएलए भवन,
स्ट्रीट रोड, कुलाबा मार्केट, कुलाबा, मुंबई -
४००००५

मागणी सूचना
क्राव वसुली व दिवाळखोरी अधिनियम, १९९३
च्या कलम २५ ते २८ अन्वये आणि द्वितीय
परिशिष्टातील नियम २ अन्वये सूचना
प्रवर्ती क्र. ४

आर. पी. क्र. ६३ / २०२६
पुढील तारीख : ३०.०६.२०२६
बँक ऑफ इंडिया


...प्रमाणपत्र धारक
विरुद्ध
श्री. महेश अमृतलाल संधवी

...प्रमाणपत्र देणेकी

प्रति,
श्री. महेश अमृतलाल संधवी,
फ्लॅट क्र. २०२, २ वा मजला, डी१-बिंग, स्मरत
क्र. १०, ओम ग्राम कर्म सीएचएसएल, कॉम्प्लेड
हवामानसाल मार्ग, सायन (पूर्व), मुंबई - ४०० ०२२.
..... (प्रमाणपत्र देणेकी)
याद्वारे आपणास सूचित करण्यात येते की ओ.ए. क्र.
२७५ / २०२१ मध्ये मा. पीठाधीन अधिकारी, क्राव
वसुली न्यायधिकरण - २, मुंबई यांनी काढलेल्या
वसुली प्रमाणपत्रानुसार आपणाकडून रु.
३६,०५,४८७.८२ (रुपये हजारो लाख पाच हजार
चारशे सव्वोणेष्टी आणि व्यांणेष्टी पैसे फक्त) इतकी
रक्कम देणे आहे.
अकडेदार रु. ३६,०५,४८७.८२ (रुपये हजारो लाख
पाच हजार चारशे सव्वोणेष्टी आणि व्यांणेष्टी पैसे फक्त)
तसेच मूळ अर्ज सादर केल्याचा दिनांक
१८.०७.२०१९ पासून पूर्ण भुलान / वसुली होईपर्यंत
वार्षिक १५.५५% टाणे पुढील व्याज, संसुकाणे व
स्वतंत्रणे प्रमाणपत्र देणेकडूनवाढ वसूल करण्याचा
अधिकार आहे.
आपल्यास ही सूचना प्राप्त झाल्यानंतर १५ दिवसांच्या
आत वहील फक्तचे भुलान करवावे न्हित देण्यात येत
आहेत. तसे न केल्यास, क्राव वसुली व दिवाळखोरी
अधिनियम, १९९३ व त्याअंतर्गत निमानानुसार वसुली
करण्यात येईल.
वहील नमूद रकमेव्यतिरिक्त आपण छाहलीत बाबीसाठी
देखील जबाबदार राहाल:
(ए) या सुचनेनेतर तात्काळ सुरू होणा-या
अंमलबजावणी कार्यवाहीच्या कालावधीसाठी
देव असणारे असे व्याज.
(बी) या सुचनेची वेळ, बाट व इतर प्रक्रिया आणि
देव रकमेच्या वसुलीसाठी घेतलेल्या इतर सर्व
कार्यावलींव्यतिरिक्त झालेली सर्व खर्च व
आकाफी.
आपल्यास पुढील कार्यावाहीसाठी ३०.०६.२०२६
रोजी दुपारी १२.०५ वाजता छाहली सही करणा-यासमोर
उत्खिन्न राहण्याचा आदेश देण्यात येत आहे.
माझ्या वसतानामे व या न्यायधिकरणाच्या मुद्देने
दिनांक २७ एप्रिल, २०२६ रोजी प्रदान.

(भवित्थ कुमार आझाद)
वसुली अधिकारी,
डीआरटी-२, मुंबई.

TCPL packaging limited						
CIN:- L22210MH1987PLC044505						
Regd.Office:- Empire Mills Complex, 414 Senapati Bapat Marg, Lower Parel, Mumbai 400 013						
Tele:- 022-61646000, Website:- www.tcpl.in, Email:- info@tcpl.in						
EXTRACT OF AUDITED FINANCIAL RESULTS FOR THE QUARTER AND YEAR ENDED MARCH 31, 2026						
(₹ in lakhs except EPS)						
Particulars	Standalone					
	Quarter Ended			Year Ended		
	31-Mar-26	31-Dec-25	31-Mar-25	31-Mar-26	31-Mar-25	
Total Revenue	Audited	Unaudited	Audited	Audited	Audited	
Net Profit before exceptional items and tax	44807.49	45590.43	41166.05	176344.01	171183.03	
Net Profit for the period before tax (after exceptional items)	4196.07	4629.39	3742.99	15434.31	17267.28	
Net Profit for the period after tax	2117.20	2494.56	3530.37	9718.26	14126.65	
Total Comprehensive Income for the period (after tax)	2056.47	2519.93	3454.12	9683.28	13993.38	
Equity Share Capital	910.00	910.00	910.00	910.00	910.00	
Reserves (excluding Revaluation Reserves as shown in Balance Sheet of previous year)				71096.64	64001.66	
Earnings Per Share (of ₹ 10/- each) : Basic and diluted (₹)	23.27	27.41	38.80	106.79	155.24	
Particulars	Consolidated					
	Quarter Ended			Year Ended		
	31-Mar-26	31-Dec-25	31-Mar-25	31-Mar-26	31-Mar-25	
Total Revenue	Audited	Unaudited	Audited	Audited	Audited	
Net Profit before exceptional items and tax	46524.21	47379.39	42602.70	183559.41	178458.56	
Net Profit for the period before tax (after exceptional items)	4244.66	4664.65	3948.72	15513.19	17367.53	
Net Profit for the period after tax	4223.10	3507.01	3948.72	14134.00	17367.53	
Total Comprehensive Income for the period (after tax)	2171.80	2503.87	3802.28	9779.64	14130.14	
Equity Share Capital	2302.27	2575.32	3735.45	10097.31	14195.60	
Reserves (excluding Revaluation Reserves as shown in Balance Sheet of previous year)				70968.52	63466.18	
Earnings Per Share (of ₹ 10/- each) : Basic and diluted (₹)	23.87	27.52	41.78	107.47	157.16	
Notes :						
1. The above audited quarterly and annual results of the Company have been reviewed by the Audit Committee and approved by the Board of Directors of the Company at its meeting held on May 28, 2026. Audit as required under regulation 33 of SEBI (Listing Obligation and Disclosure Requirement) Regulations, 2015 has been carried out by auditors of the Company who have issued an unqualified report on these results.						
2. The Company operates in single segment, i.e. Packaging.						
3. The Board of Directors have recommended a dividend of ₹ 25 per equity share for the year ended March 31, 2026 subject to approval of members at the ensuing Annual General Meeting.						
4. The above is an extract of the detailed format of quarterly and annual results filed with the Stock Exchanges under Regulation 33 of the SEBI (Listing Obligations and Disclosure Requirements) Regulations, 2015. The full format of the Financial Results are available on the Stock Exchange websites www.bseindia.com and www.nseindia.com and also on our Company's website www.tcpl.in						
For & on behalf of the Board of Directors						
Sd/-						
Saket Kanoria						
Managing Director						
DIN:- 00040801						
Place: Mumbai						
Date: May 28, 2026						



United Interactive Limited

CIN : L72900MH1983PLC030920

Regd. Office : 602, Maker Bhavan III, New marine lines, Mumbai-400020

Tel. : 022-22013736; Fax : 022-40023307, E-mail : investors@unitedinteractive.in; Website : www.unitedinteractive.in

Extract of Audited Standalone & Consolidated Financial Results for the Quarter & Year ended 31st March, 2026

(₹ in Lakhs)

Sl. No.	PARTICULARS	Standalone			Consolidated		
		Quarter Ended	Quarter Ended	Year	Quarter Ended	Quarter Ended	Year
		31.03.2026 (Audited)	31.03.2025 (Audited)	31.03.2026 (Audited)	31.03.2026 (Audited)	31.03.2025 (Audited)	31.03.2026 (Audited)
1	Total income	-	-	15.63	117.76	311.54	406.69
2	Net Profit/(Loss) from ordinary activities after tax	(3.35)	(3.33)	(1.64)	(13.92)	85.31	99.18
3	Other Comprehensive Income	-	-	-	(1,176.88)	(118.88)	27.32
4	Total Comprehensive Income	(3.35)	(3.33)	(1.64)	(1,190.80)	(33.57)	126.50
5	Equity Share Capital (Face Value of ₹ 10/- per share)	183.10	183.10	183.10	183.10	183.10	183.10
6	Reserves (Excluding Revaluation Reserves)*	-	-	(102.84)	-	-	3,492.06
7	Earning per share (₹) for the period (Face value of ₹ 10/- per share) - Basic & diluted (not Annualised)	(0.18)	(0.18)	(0.09)	(0.48)	2.29	2.30

Note :

1. The above is an extracts of the detailed format of Audited Financial Results for the Quarter and Year ended March 31, 2026 filed with the stock Exchange under Regulation 33 of the SEBI (Listing Obligations and Disclosure Requirements) Regulations, 2015. The full format of the same is available on the Stock Exchange website (www.bseindia.com) and on the Company's website (www.unitedinteractive.in).

2. The Above results have been prepared in accordance with Ind As prescribed under section 133 of the Companies Act 2013.

The Auditor have issued unmodified opinion on the results.

For United Interactive Limited

Sarayu Somaia

Director (DIN : 00153136)

Date : 29/05/2026

Place : Mumbai

एफवायएनएक्स कॅपिटल लिमिटेड						
(पूर्वी रजत फायनान्स लिमिटेड म्हणून ज्ञात)						
सीआयएन: एल६९१०एमएच१९८४पीएलसी१९७००						
नोंद. कार्यालय: १००१, के.पी. ऑफिस, मरोळ मोगो रोड, अंधेरी पूर्व, मुंबई, महाराष्ट्र - ४०००५९						
ई-मेल: compliance@fynxcapital.com; वेबसाइट: www.fynxcapital.com; संपर्क: +९१ ८६५५९००२७२/७५						
३१ मार्च २०२६ रोजी संपलेल्या तिमाही आणि वर्षासाठी लेखापरिक्षित अलिप्त वित्तीय निष्कर्षांचा उतारा						
(लाखात रुपये)						
अनु. क्र.	तपशील	संपलेली तिमाही		संपलेले वर्ष		
		संपलेली ३ महिने (३१/०३/२०२६) (लेखापरिक्षित)	आधीचे संपलेली ३ महिने (३१/१२/२०२५) (अलेखापरिक्षित)	मागील वर्षात संपलेले वर्षांसाठी ३ महिने (३१/०३/२०२५) (लेखापरिक्षित)	संबंधित (३१/०३/२०२६) (लेखापरिक्षित)	संबंधित (३१/०३/२०२५) (लेखापरिक्षित)
१.	प्रारंभानातून एकूण उत्पन्न	२४९.४३	१५७.३०	८.८१	५५०.१७	२४.७४
२.	कालावधीसाठी निव्वळ नफा/(तोटा) (कर, अपवादतात्मक आणि/किंवा अनन्यसाधारण बाबी पूर्व)	(१४३.८६)	(६९.६७)	(७६.६८)	(३३९.१४)	(२०.२१)
३.	करपूर्व कालावधीसाठी निव्वळ नफा/(तोटा) (कर, अपवादतात्मक आणि/किंवा अनन्यसाधारण बाबी परचात)	(१९७.४१)	(८९.२७)	(८०.२०)	(४१३.२०)	(२४३.१५)
४.	कर परचात कालावधीसाठी निव्वळ नफा/(तोटा) (कर, अपवादतात्मक आणि/किंवा अनन्य साधारण बाबी परचात)	(१३२.६९)	(८१.८०)	(९२.८०)	(३३७.८९)	(२४९.११)
५.	कालावधीसाठी एकूण सर्वसमावेशक उत्पन्न (कालावधी साठी नफा/(तोटा) (कर परचात) आणि इतर सर्वसमावेशक उत्पन्न (कर परचात) समाविष्ट)	(१२४.४१)	(८१.८०)	(८९.२७)	(३२९.६१)	(२४९.११)
६.	समभाग भागभांडवल	२,०००.००	२,०००.००	२,०००.००	२,०००.००	२,०००.००
७.	मागील वर्षाच्या लेखापरिक्षित ताळेबंदात दाखवल्याप्रमाणे राखीव (पुनर्मूल्यांकन राखीव वगळून)	(४१२.३६)	(२८७.९५)	(८२.७५)	(४१२.३६)	(८२.७५)
८.	प्रति शेअर प्राप्ती (प्रत्येकी रु. १०/-ने) (खंडीत आणि अखंडीत प्रवर्तनासाठी) - (पुनर्मूल्य)	-	-	-	-	-
९.	मूलभूत	(०.०७)	(०.०४)	(०.०५)	(०.१७)	(०.१२)
१०.	सीमितकृत	(०.०७)	(०.०४)	(०.०५)	(०.१७)	(०.१२)

टीप:

- वहील वित्तीय निष्कर्षांचे मुंबई येथे २८/०५/२०२६ रोजी झालेल्या त्यांच्या संबंधित बैठकीमध्ये लेखापरिक्षण समितीने पुनरावलोकन केले आहे आणि कंपनीच्या संचालक मंडळाने मान्यता दिली आहे.
- हे विवरण कंपनी कायदा, २०१३ च्या कलम १३३ अन्वये विलिप्त केलेल्या कंपनी (भारतीय लेखा मानक) नियम, २०१५ (इंड एस) आणि इतर भारतीय सामान्यतः स्वीकृत लेखा पद्धती आणि लागू मार्गदर्शपत्र पोषागानुसार तयार केले गेले आहे.
- उपरोक्त हे सेबी (सूचीबद्ध दायित्वे आणि प्रकटीकरण आवश्यकता) विनियम, २०१५ च्या नियम ३३ अंतर्गत स्टॉक एक्सचेंजमध्ये दाखल केलेल्या तिमाही /वार्षिक वित्तीय निष्कर्षांच्या तपशीलवार स्वरूपाचा उतारा आहे. तिमाही वित्तीय निष्कर्षांच्या संपूर्ण स्वरूप स्टॉक एक्सचेंज वी वेबसाइट. www.bseindia.com आणि कंपनीची वेबसाइट www.raiaifinance.com वर उपलब्ध आहे.
- तिमाही / वर्ष दप्त्यान कंपनीने प्रति शेअर रु. १० पासून रु. १ पर्यंत समभागाच्या दर्शनी मूल्याचा एक स्टॉक-स्प्लिट पूर्ण केा. त्यामुळे, पूर्वी शेअर्स ची संख्या २,००,००,००० (संख्या) होती आणि आता २०,००,००,००० (संख्या) अनुक्रमे सुधारित झाली. स्टॉक-स्प्लिट च्या प्रभावाला अनसल मागील कालावधी करिता प्रति शेअर प्राप्ती (हॉरीएस) इंड ३३ मानक नुसार तुलनात्मकता सुनिश्चित करण्यासाठी पुन्हा मूद्र केले आहे.

ठिकाण: मुंबई

दिनांक: २८ मे, २०२६



एफवायएनएक्स कॅपिटल लिमिटेड
(पूर्वी रजत फायनान्स म्हणून ज्ञात)
सही/-
श्री. शंकर रामन सिद्धान्धन
व्यवस्थापकीय संचालक
डीआयएन :- ११०९२७८३

IL&FS | Private Equity

आयएल अँड एफएस इन्व्हेस्टमेंट मॅनेजर्स लिमिटेड

नोंदीकृत कार्यालय : वी आयएल अँड एफएस फायनान्सिअल सेंटर, सी - २२, जी ब्लॉक, वांद्रे - कुर्ला संकुल, वांद्रे (पूर्व), मुंबई -४०० ०५१.

सीआयएन : L65999MH1986PLC147981 वेबसाइट : www.ilimindia.com

दूर. : ०२२-२६५३ ३३३३ फॅक्स : ०२२-२६५३ ३०५६ ई-मेल : investor.relations@ilfsindia.com

दि. ३१.०३.२०२६ रोजी संपलेली तिमाही व वर्षाकरिताच्या स्थायी वित्तीय निकालांचा सारांश

		३१.०३.२०२६ रोजी संपलेली तिमाही (लेखापरिक्षित)		३१.१२.२०२५ रोजी संपलेली तिमाही (अलेखापरिक्षित)	३१.०३.२०२५ रोजी संपलेली तिमाही (लेखापरिक्षित)	३१.०३.२०२५ रोजी संपलेले वर्ष (लेखापरिक्षित)	३१.०३.२०२५ रोजी संपलेले वर्ष (लेखापरिक्षित)
परिचलनातून एकूण उत्पन्न (निव्वळ)		२,३४५.५९	६६.७७	३९०.७६	५,५२८.७६	९०४.७८	
वर्षाकरिताचा निव्वळ नफा/(तोटा) (कर व अपवादतात्मक बाबीपूर्व)		२,९९९.५३	(१५९.३४)	१००.९१	४,७९९.३०	(१५६.३७)	
करपूर्व कालावधीकरिता निव्वळ नफा/(तोटा) (अपवादतात्मक बाबीपरचात)		२,९९९.५३	(१५९.३४)	१००.९१	४,७९९.३०	(१५६.३७)	
करपरचात कालावधीकरिता निव्वळ नफा/(तोटा) (अपवादतात्मक बाबीपरचात)		२,९९९.५३	(१५९.३४)	१००.९१	४,७९९.३०	(१५७.७१)	
कालावधी/वर्षाकरिता एकूण सर्वसमावेशक उत्पन्न /(तोटा)		२,९९३.०५	(१०२.०५)	५८.२८	४,८९९.८९	(२१६.६४)	
समभाग भांडवल		६,२८०.८५	६,२८०.८५	६,२८०.८५	६,२८०.८५	६,२८०.८५	
राखीव (पुनर्मूल्यंकन राखीव वगळता) - गत वर्षाच्या लेखापरिक्षित ताळेबंदांमध्ये दर्शविल्यानुसार -		५९३६.६५	२,९८३.६०	२,७७४.२८	५,९३६.६५	२,७७४.२८	
उत्पन्न प्रति शेअर (दर्शनी मूल्य प्रत्येकी रु.२/-) मूलभूत व सीमितकृत		०.७०	(०.०५)	०.०२	९.५३	(०.०७)	
अन्य समभाग		५,९३६.६५	२,९८३.६०	२,७७४.२८	५,९३६.६५	२,७७४.२८	

टीपा :

- आयएल अँड एफएस इन्व्हेस्टमेंट मॅनेजर्स लिमिटेडचे ३१ मार्च २०२६ रोजी समाप्त झालेल्या तिमाही व वर्षासाठीचे स्थायी वित्तीय निकाल तसेच तुलनात्मक कालावधीचे निकाल, २९ मे २०